

SETRON, Switch disconnecter 3LD, emergency switching-off switch, 3- pole, Iu: 125 A, operating power / at AC-23 A 400 V: 45 kW, floor mounting with door coupling, rotary operating mechanism, Red / yellow, 4-hole mounting of the handle



Model	
Product brand name	SETRON
Product designation	3LD Switch disconnecter
Design of the product	EMERGENCY-STOP switch
Display version / for switch position indicator manual operation	1 ON - 0 OFF
Design of the operating mechanism	Short rotary knob
Design of handle	rotary operating mechanism, red/yellow
Type of the driving mechanism / motor drive	No

General technical data	
Number of poles	3
Type of device	fixed mounting
Type of switch	Floor mounting with door coupling
Size of switch disconnecter	4
Operating frequency / maximum	50 1/h

Voltage	
Insulation voltage / rated value	690 V
Surge voltage resistance / rated value	6 kV

Protection class	
Protection class IP	IP65
Protection class IP / on the front	IP65
Dissipation	
Power loss [W] / for rated value of the current / at AC / in hot operating state / per pole	12 W
Electricity	
Current / at AC / rated value	125 A
Continuous current / rated value	125 A
Continuous current / of upstream fuse / rated value	125 A
Short-time current resistance (I _{cw}) / at 690 V / limited to 1 s / rated value	2 000 A
Main circuit	
Operating frequency	
• initial value	50 Hz
• Full-scale value	60 Hz
Operating power	
• at AC-23 A / at 400 V / rated value	45 kW
• at AC-23 A / at 690 V / rated value	37 kW
• at AC-3 / at 400 V / rated value	37 kW
• at AC-3 / at 690 V / rated value	30 kW
Operating voltage	
• at AC / at 50/60 Hz / rated value	690 V
Auxiliary circuit	
Number of CO contacts / for auxiliary contacts	0
Number of NC contacts / for auxiliary contacts	0
Number of NO contacts / for auxiliary contacts	0
Operating voltage / of auxiliary contacts / at AC / maximum	500 V
Continuous current / of the auxiliary contact / rated value	10 A
Insulation voltage / of the auxiliary switch / rated value	500 V
Suitability	
Suitability for use	
• Main switch	Yes
• switch disconnecter	Yes
• EMERGENCY OFF switch	Yes
• safety switch	Yes
• maintenance/repair switch	Yes
Product details	

Product feature / interlock	Yes
Number of bracket locks / maximum	3
Hasp thickness / of bracket locks / minimum	4 mm
Hasp thickness / of bracket locks / maximum	8 mm
Product extension / optional	
• motor drive	No
• Voltage trigger	No

Short circuit

Conditional short-circuit current / with line-side fuse protection	
• at 690 V / by gG fuse / rated value	20 kA

Connections

Type of connectable conductor cross-sections	
• for copper conductor / solid	1x (450mm ²)
• for copper conductor / finely stranded / with core end processing	1x (435mm ²)
• for copper conductor / stranded	1x (450mm ²)
• for auxiliary contacts / solid	2x (0.75 ... 2.5 mm ²), 1x 4 mm ²
• for auxiliary contacts / finely stranded / with core end processing	2x (0.75 ... 1.5 mm ²), 1x 2.5 mm ²
• for auxiliary contacts / stranded	2x (0.75 ... 2.5 mm ²), 1x 4 mm ²
Type of electrical connection	
• for main current circuit	box terminal
• for auxiliary contacts	connection terminals

Requirements

Design of the fuse link	
• for short-circuit protection of the main circuit / required	fuse gL/gG: 125 A
• for short-circuit protection of the auxiliary switch / required	fuse gL/gG: 10 A

Mechanical Design

Height	106 mm
Width	90 mm
Depth	470.5 mm
Mounting type	Built-in unit fixed-mounted version
Mounting type	
• front mounting with 4-hole attachment	Yes
• front mounting with central attachment	No
• rail mounting	Yes
Net weight	758 g

Environmental conditions

Ambient temperature	
• during operation / minimum	-25 °C
• during operation / maximum	55 °C

Certificates

Reference code	
• acc. to DIN EN 61346-2	S
• acc. to DIN EN 81346-2	SF

Waste electronic equipment must not be disposed as unsorted municipal waste, e.g. household waste. For disposing the waste electronic equipment it is necessary to observe the current local national/international regulations.



General Product Approval	Declaration of Conformity
--------------------------	---------------------------



[Miscellaneous](#)



Test Certificates	Shipping Approval	other
-------------------	-------------------	-------

[Special Test Certificate](#)



LRS

[Environmental Confirmations](#)

Further information

Information- and Downloadcenter (Catalogs, Brochures,...)

<http://www.siemens.com/lowvoltage/catalogs>

Industry Mall (Online ordering system)

<https://mall.industry.siemens.com/mall/en/en/Catalog/product?mlfb=3LD2814-0TK53>

Service&Support (Manuals, Certificates, Characteristics, FAQs,...)

<https://support.industry.siemens.com/cs/ww/en/ps/3LD2814-0TK53>

Image database (product images, 2D dimension drawings, 3D models, device circuit diagrams, ...)

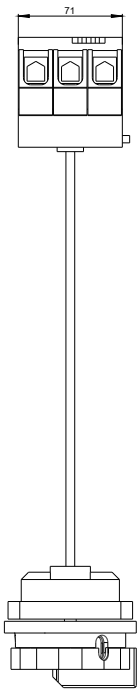
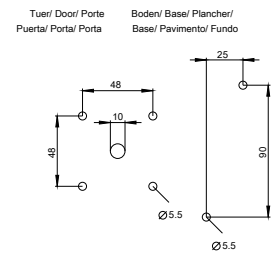
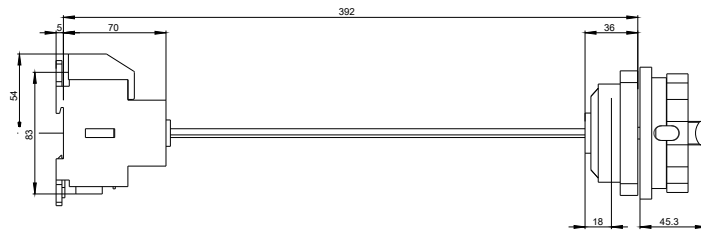
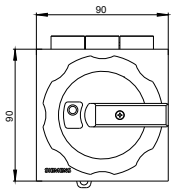
http://www.automation.siemens.com/bilddb/cax_en.aspx?mlfb=3LD2814-0TK53

CAX-Online-Generator

<http://www.siemens.com/cax>

Tender specifications

<http://www.siemens.com/specifications>



-Q1



-CI

